

## How to...

### Grip

Have your top hand in line with your waist and your other hand where you feel most comfortable.

### Hit

Swing the mallet between your legs and strike the middle of the back of the ball with the middle of the front end of the mallet.

### Shoot (Roquet)

Walk up to your ball from further away to see your ball and another ball in the same view. Hit your ball towards the far ball so they make contact.

### Croquet

Place your ball next to and in contact with the ball that has been hit with a roquet. Hit your ball so that both balls move, even just a little bit.

### Hoop

Walk up to your ball as if you were to shoot at the hoop, line up your mallet from behind the ball and through the hoop, and hit.



Developed by Croquet England for the World Croquet Federation

#### Find more online

[www.croquetengland.org.uk](http://www.croquetengland.org.uk)  
[www.worldcroquet.org.uk](http://www.worldcroquet.org.uk)



Croquet is played by more than 80,000 players in over 40 Countries worldwide.

See the World Croquet Federation website to find out more about Croquet near you.



# Play CROQUET

## A Quick Guide




## Golf Croquet [GC]

The game starts in the yellow corner and the race to hoop 1 begins.

Score 7 points before your opponent to win the game. The players take turns to hit their ball once, in order of Blue, Red, Black and Yellow. If 12 points have been scored by hoop 12, meaning the players both have 6 points, follow the yellow line to play for point 13.

## Easy as 1, 2, 3...

### 1. Who plays who

Blue & Black vs Red & Yellow 

### 2. Run hoops & score points

The lawn is set out with six hoops and one peg in the centre. The hoop with the blue top is hoop 1. Follow the white line through hoops 2 to 6, then the black line through 7 to 12. Each hoop is worth one point.

## Association Croquet [AC]

Once all 12 points are scored with each ball, win the game by following the blue line to 'peg out' and score the 13 points with each ball, before the opponent. This completes a full 26 point game.

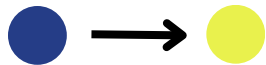
Shorter games of AC are played, some on a half size lawn and some winning with 14 points (6 hoops and the peg for each ball).

## Race to the hoop [GC]

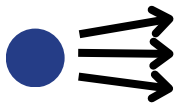
The four balls are played in turn, starting from corner 4 [yellow corner] going toward hoop 1. As soon as one player has scored hoop 1, all players begin the race to hoop 2.

Clear the opponent by shooting at them; hit your ball into a position in front of a hoop or block your opponent; or score a hoop.

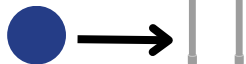
Shoot



Position



Hoop

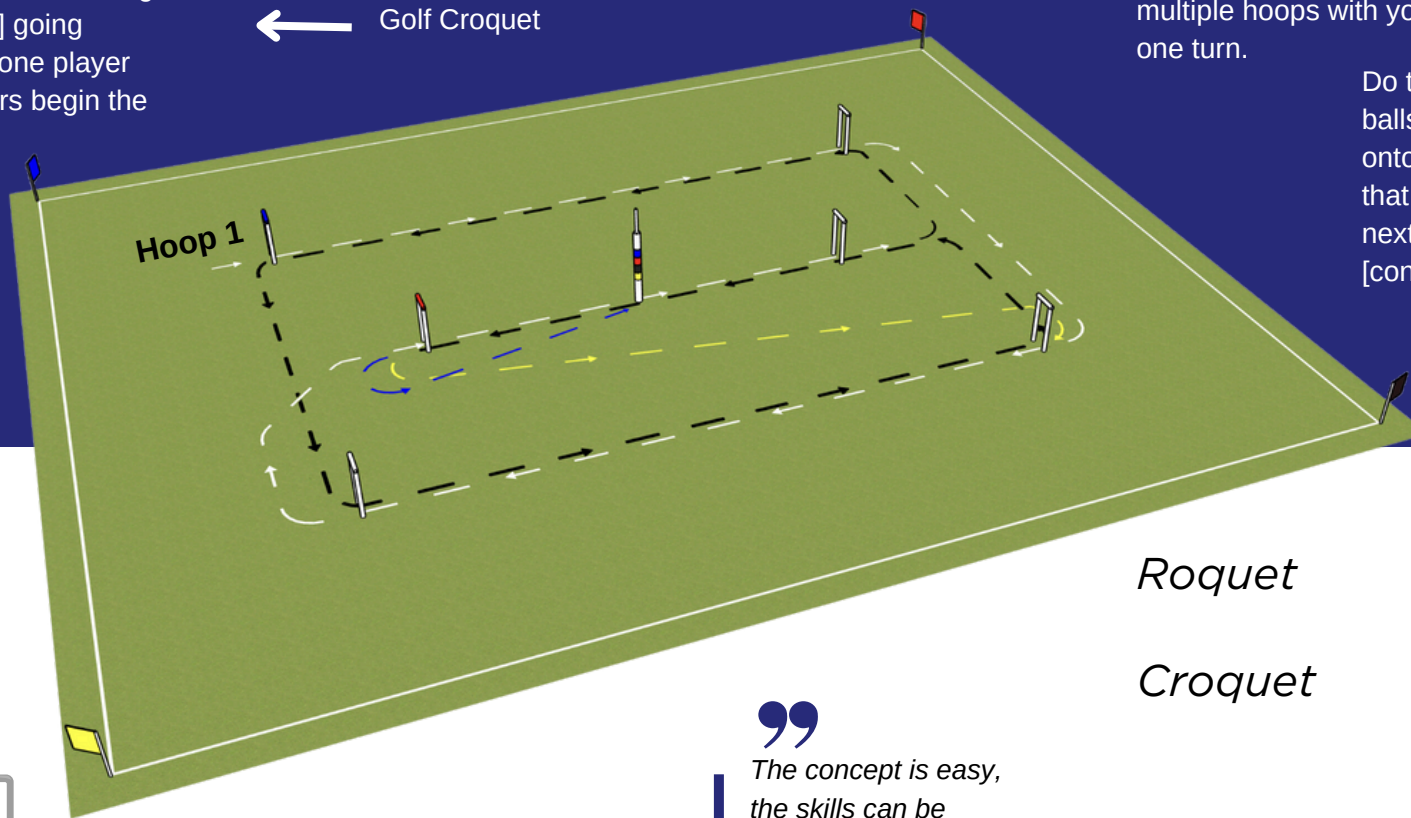


## 3. What are you playing?

Association Croquet ←



Golf Croquet




## Make a break [AC]

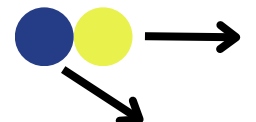
Strategically play each break and score multiple hoops with your [striker's] ball in one turn.

Do this by using the other three balls on the lawn, hit your ball onto another [roquet] and use that ball [croquet] to make your next shot or hoop run simpler [continuation].

Roquet



Croquet



Continuation



”

The concept is easy, the skills can be learned, but the strategy takes time.